



<p>January Knitalong –</p> <p>Winding Roads Vest–</p> <p>Sizes: Bust 36”–48”</p>	
Book/ Pattern	Free
Needles	Size 7 & 8 24” circulars OR SIZE TO MAKE GAUGE
Yarn	Any worsted weight yarn – shoppe sample knitted in Malabrigo Rios 545-910 yds
Other Supplies	Knitting Survival Kit, cable needle, stitch markers
Skill Level	Intermediate
Cost	FREE!
Date(s)/ Time(s)	Wednesdays, January 11, 18 & 25 @ 1pm OR 5:30pm
Description	This Winding Roads Vest is simple yet has a beautiful cable on both the front & back. The perfect addition to your wardrobe.

	<h2 style="text-align: center;">Show & Tell Weekend</h2> <p style="text-align: center; color: blue;">. We will show off our March Madness knitting along with any of your favorite patterns/projects that you’ve knitted that you’d like to share with fellow knitters.</p>
Cost	FREE!
Date(s)/ Time(s)	Friday, March 24 from 5-8pm & Saturday, March 25 from 10-5pm
Description	We will end our Mystery Madness with our Show & Tell weekend of knitting on March 24 & 25 th . We will show off our March Madness knitting along with any of your favorite patterns/ projects that you’ve knitted that you’d like to share with fellow knitters. Be sure to bring along the pattern for your projects to share. We will provide a light dinner Friday & light lunch & snacks on Saturday. Come & go as you please & bring a friend!

Double	
--------	--

<p>Knitting – Hearts Hot Pad</p>		
<p>Book/ Pattern</p>	<p>Free</p>	
<p>Needles</p>		
<p>Yarn</p>	<p>Any worsted weight yarn – leftover yarn from prior projects</p>	
<p>Other Supplies</p>	<p>Knitting Survival Kit</p>	
<p>Skill Level</p>	<p>Must be comfortable knitting</p>	
<p>Cost</p>	<p>FREE!</p>	
<p>Date(s)/ Time(s)</p>	<p>Friday, February 3 & 10 @ 1pm</p>	
<p>Description</p>	<p>Double Knitting is often on a knitter’s bucket list (including mine!). So I’ve done some homework and plan on learning with you all as we make these adorable potholders with a heart motif. A small project to whet your interest (or not!) in double knitting.</p>	

<p>Study Hall Knit In</p>		
<p>Skill Level</p>	<p>Anyone & Everyone</p>	
<p>Cost</p>	<p>FREE!</p>	
<p>Date(s)/ Time(s)</p>	<p>Friday, February 17 from 5-8 & Saturday, February 18 from 10am-5pm</p>	
<p>Description</p>	<p>We had so much fun at our Sock Knit In we decided to dedicate a weekend to finishing up some of those UFOs or projects you need help with & bring them to this Knit In so that you can be inspired to get them finished!! We will provide a light dinner Friday & light lunch & snacks on Saturday. Come & go as you please & bring a friend along for emotional support & encouragement to finish a few of those projects that you’ve been hiding in your closet!!</p>	

March Madness
Mystery
Knitalong;
Sizes:
Medium/ Large
& Extra-large


MARCH Madness




Knitalong

Book/ Pattern	\$7.00 Ravelry Download
Needles	Size 6 – 24” circular
Yarn	Cost ~ \$40-50 for yarn, depending on size
Other Supplies	Knitting Survival Kit, stitch markers
Skill Level	Advanced Beginner
Cost	FREE!
Date(s)/ Time(s)	Wednesdays, March 8, 15 & 22 @ 1pm OR 5:30pm
Description	This time our project will be a mystery until a few weeks before class in order to give you plenty of time to choose your yarn for the project. We hope you will join in the fun and companionship of other knitters as we work on this project together. We will end our Mystery Madness with our Show & Tell weekend of knitting on March 24 & 25 th .

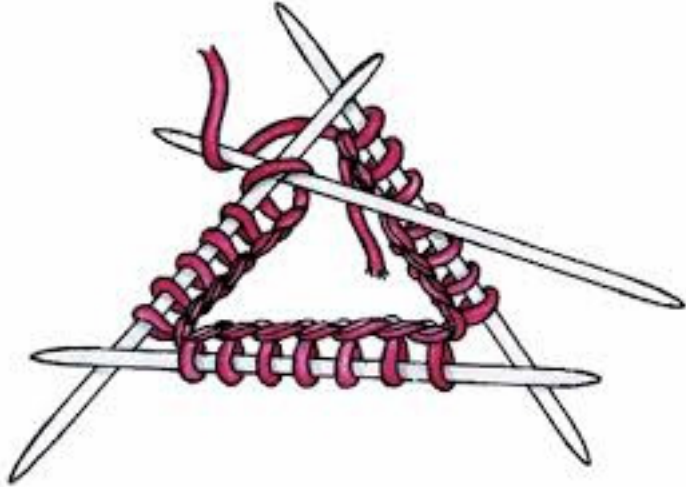
Mittens with
Seed Stitch

<p>Cuffs – Sizes: small, medium & large</p>	
Book/ Pattern	Free
Needles	Size 6 needles: DPNs size 2 – 24” circulars, or 32-40” circular for Magic Loop
Yarn	Any worsted weight yarn – 180-200 yds
Other Supplies	Knitting Survival Kit, including markers, stitch holders or waste yarn
Skill Level	Intermediate – must be comfortable knitting & purling & knitting in the round
Cost	FREE!
Date(s)/ Time(s)	Friday, January 13 & 20 @ 1pm
Description	Here’s a great pattern for a pair of mittens just in time for the colder winter days. The seed stitch cuff adds a different look & this easy pattern knits up quickly.

<p>Dreambaby Paintpot Tunic Sizes: 0-3 mos, 6-12 mos, 18-24 mos, 3T & 4T</p>	
Book/ Pattern	\$5.00 Ravelry Download
Needles	Size 4 & 6 needles; plus size 4 DPNs
Yarn	Sample made in Dreambaby Paintpot yarn but any DK weight yarn will work
Other Supplies	Knitting Survival Kit, 2 stitch holders, stitch markers
Skill Level	Advanced Beginner
Cost	FREE!
Date(s)/ Time(s)	Friday, April 14 & 28 @ 11am OR Saturday, April 15 & 29 @ 11am
Description	This adorable tunic can be worn as a dress when they are younger & the next season as a tunic with a pair of leggings! A project that your child can wear more than once!!

<p>Cozy Cardi – sises 3-6 mos, 9-12 mos, 18-24 mos, 3-4 yrs & 5-6 yrs</p>		
Book/ Pattern	Free	
Needles	Size 10 – 32” circular needle	
Yarn	Major yarn by Universal (1-2 skeins, depending on size)	
Other Supplies	Knitting Survival Kit, tapestry needle, size Jcrochet hook for edging, waste yarn or stitch holder & 3 – ¾” buttons	
Skill Level	Intermediate	
Cost	FREE!	
Date(s)/ Time(s)	Friday, April 14 & 28 @ 1pm OR Saturday, April 15 & 29 @ 1pm	
Description	This is a great project for learning new skills. The cardigan is knitted using the garter stitch (so NO purling) & seamed together. We know how much knitters dislike seaming – but garter seaming is easier!! So you will learn more about seaming & doing a simple crochet edging. Lots of great skills to learn with this project!	


Project	Fun Socks – pattern to be determined
Book/ Pattern	Provided
Needles	Size 0-2 DPNs – depends on sock yarn & your knitting tension
Yarn	Sock Yarn
Other Supplies	Knitting Survival Kit (scissors, marker, paper/ pen, tape measure, etc)
Skill Level	Intermediate – must have made socks before
Cost	FREE!
Date(s)/ Time(s)	Wednesdays: February 1, 8 & 15 @ 5pm
Description	Kelly is searching for just the right pattern for this class. She’s looking at socks with cables & other patterns as well as possibly intarsia – who knows what it will be!! Stay tuned!!


<p>Beginner Socks – Cuff Down using DPNs</p>	
Book/ Pattern	Provided
Needles	Size 0-2 DPNs – depends on sock yarn & your knitting tension
Yarn	Sock Yarn
Other Supplies	Knitting Survival Kit (scissors, marker, paper/ pen, tape measure, etc)
Skill Level	Beginner – must be comfortable knitting & purling
Cost	FREE!
Date(s)/ Time(s)	Wednesdays: March 15, 22 & 29 @ 5pm
Description	If you've always wanted to learn to make a pair of socks – this is your chance to cross it off your bucket list! It may be a “one & done” pair of socks – or you may get hooked & knit a pair for all of your friends & family!!

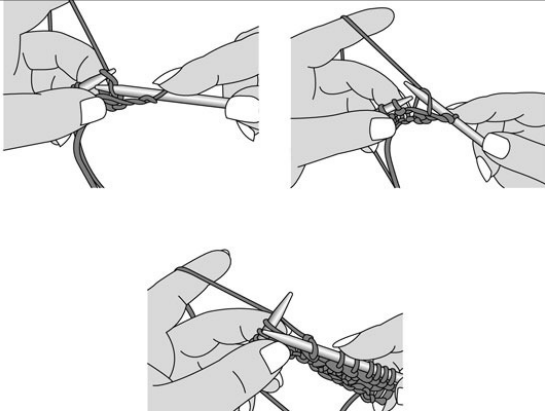
Project	Magic Loop Socks using Fish Lips Kiss Heel – Cuff Down or Toe Up – your choice
Book/ Pattern	Basic Sock Pattern Provided; Fish Lips Kiss Heel pattern \$1 Ravelry download
Needles	Size 0-2 DPNs – depends on sock yarn & your knitting tension
Yarn	Sock Yarn
Other Supplies	Knitting Survival Kit (scissors, marker, paper/ pen, tape measure, etc)
Skill Level	Beginner or better – must be comfortable knitting in the round
Cost	FREE!
Date(s)/ Time(s)	Wednesdays: January 4, 11 & 18 @ 5pm Wednesdays: April 5, 12 & 19 @ 5pm
Description	We will make socks either toe up or cuff down – your choice - & use the Fish Lips Kiss Heel. Once you've done this heel, you'll want to incorporate it into all of your future sock ventures.


<p>Ravelry - Making the most of your Ravelry account</p>	
--	--

	
Book/ Pattern	Free
Cost	FREE!
Date(s)/ Time(s)	Saturday, Jan 14 @ 1pm OR Wednesday, Feb 15 @ 1pm OR Saturday, March 25 @ 3pm OR Wednesday, March 29 @ 1pm
Description	We will look over the Ravelry site together to teach you how to make the most of this website. If you don't have an account set up – you may want to do this before class. It's free & a great resource for knitters & crocheters. We will show you how to search for patterns for your yarn & search for yarn for your patterns!! We will also show you how to use the site to make projects with leftover yarn from prior projects.

Project		<h2 style="text-align: center;">Tips & Tricks</h2>
Book/ Pattern	Resource Materials provided for class	
Needles	None	
Yarn	Scrap yarn from your home stash to knit a swatch prior to class – see Homework section below.	
Other Supplies	Knitting Survival Kit	
Skill Level	None	
Cost	FREE	
Date(s)/ Time(s)	Sat, Jan 14 @ 11 am OR Sat Feb 18 @ 11 am OR Wed, Feb 22 @ 1 OR 5pm OR Sat, March 25 @ 1pm	
Description	<p>Tips & Tricks will hopefully help answer some of your questions about how to pick up a dropped stitch, how to back out of stitches, how to read gauge, how to add a new skein of yarn, etc. We have a list of things we would like to cover in this class, but it's also a time for you to ask questions about your knitting - so write down what you'd like to learn from this class & bring your list!!</p> <p>HOMEWORK: Knit a swatch to use in class: using light colored yarn & at least worsted weight or chunkier – Co 20 sts, knit 4 rows to create a garter border so swatch won't roll; then Row 1: knit across; Row 2: k3, purl to last 3 sts, K3. Repeat rows 1 & 2 for 2 inches & then leave on your needle to use in class.</p>	

<p>Sock Yarn Hat (2 sizes: lady & man) & 2 versions (regular or slouchy fit)</p>	
<p>Book/ Pattern</p>	<p>Provided</p>
<p>Needles</p>	<p>Sizes 3 & 5 - 16" circulars & size 5 DPNs</p>
<p>Yarn</p>	<p>Sock Yarn or Malabrigo Mechita</p>
<p>Other Supplies</p>	<p>Knitting Survival Kit (scissors, markers, tape measure, tapestry needle, etc.)</p>
<p>Skill Level</p>	<p>Must be comfortable knitting & purling – we will knit in the round & finish the crown with DPNs.</p>
<p>Cost</p>	<p>FREE!</p>
<p>Date(s)/ Time(s)</p>	<p>Friday, January 13 & 20 @ 11am</p>
<p>Description</p>	<p>We have a wide variety of sock yarns to offer & they make beautiful light weight hats – perfect to wear as an accessory or when the weather starts to cool down.</p>

<h2>Continental Knitting</h2>	
Book/ Pattern	Instructions provided
Skill Level	Intermediate – must be comfortable knitting and purling
Cost	FREE!
Date(s)/ Time(s)	Saturday, February 25 th from 1-3pm
Description	<p>If you've always wanted to learn how to knit Continental style, then here's your chance for Kim to teach you how!! You must be comfortable knitting and purling in order to have a sound foundation before learning how to knit continentally. Bring a pair of size 7 or 8 needles (can be straight or circular) and a small amount of leftover worsted weight yarn & OO 20 sts & knit the first row to be ready for class.</p>

<h2>Super Bowl Knitting for Charity - Dishcloth Pattern Car Seat Blanket</h2>	
Book/ Pattern	Patterns provided
Needles	Per patterns
Yarn	Bella Chenille (or yarn of your choice)
Other Supplies	Per patterns
Skill Level	Beginner & beyond
Cost	FREE!
Date(s)/ Time(s)	Knitting during the Super Bowl with item(s) due by February 28 th to receive coupon
Description	<p>We've wanted to begin some charity knitting projects so we thought the Super Bowl would be a good time to start. We picked a project that we felt would be an easy knit to work on during the Super Bowl with the hopes of completing your project by the end of the 4th quarter!! If not, you have until the end of February to return it to the shoppe for us to get it to the chosen charity & receive a 30% off coupon towards supplies for your next project.</p>

Crochet Classes

Project	Crochet Class - Beginning Crochet & Open Class combined for those with projects they need help with to start or complete.
Book/ Pattern	Beginning Crochet supplies provided
Skill Level	Beginner & Experienced Combined
Cost	\$25
Date(s)/ Time(s)	Saturdays @ 10:30am: January 7 or 14; February 4 or 18; March 4 or 18
Description	Calling all Crocheters!! If you've ever wanted to learn to crochet – this class is for you! OR, if you have a project that you need help with to start or finish – this is also the class for you!! Come join Marti to help you with your crocheting.

